


Flume Destoner



FLEXIBLE

ROBUST

EFFECTIVE

SMART

HELPFUL

- Various widths available to meet capacity requirements
 - Simple destoner mechanism to adjust out-feed ramp and destoning chute positions according to stone type and shape
 - Variable speed control on pump to adjust water flow for optimum stone separation*
 - Separate pumps for flume and for destoner to provide improved control of water flow*
- Durable, robust stainless steel construction
 - Solid woven PVC elevator belt for durability
 - High efficiency and high solids handling capacity pump to resist blockage
- Gentle produce handling
 - Wide destoning chute providing extra time for effective stone separation
 - Water efficient system. Re-circulation via connecting pump to existing equipment tank, separate tank, or integrated water tank (custom design)
 - Smooth flow of produce (absence of conveyor transitions)
 - Removes stones up to 100 mm (4") in diameter. Larger openings can be custom designed*.
- Immediate visibility of destoning effectiveness
 - Ability to adjust out-feed ramp position while operating to control destoning
 - Manual or automatic* purge valve at bottom of water tank to remove sand and dirt (if tank supplied)
 - Dewatering grill on out-feed to collect water for re-circulation (if tank supplied)
- Stone elevator to convey stones and mud clods to waste removal point
 - Easy access for cleaning and maintenance via access hatch
 - Water level sensor to control water level (if tank supplied)
 - Ability to control pump and stone elevator via stand-alone electrical enclosure*

* Optional



Potatoes before Wyma Wet Hopper and Flume Destoner

Stones and mud clods removed with Wyma Flume Destoner

Potatoes after Wyma Wet Hopper and Flume Destoner



Stones and mud clods sink down the stone chute whereas produce floats over the space and continues down the processing line

Equipment Description

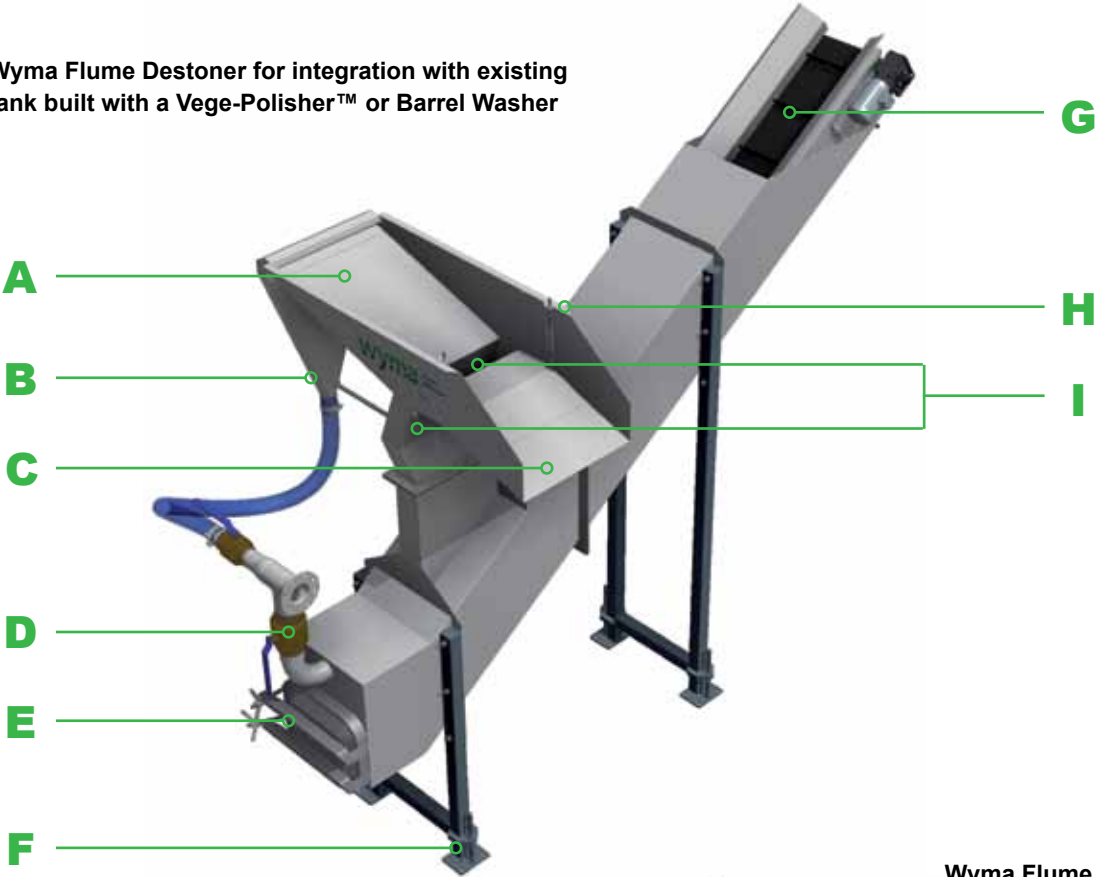
The Wyma Flume Destoner removes stones and mud clods from your vegetables to prevent damage to your equipment and produce further down the processing line. The Wyma Flume Destoner is compact, robust and provides the ability to adjust the destoning to suit various batch conditions.

The Flume Destoner has two main components: the fluming system and the destoning system. The horizontal fluming system evenly and gently conveys produce through water flow. The destoning system comprises a stone chute and a stone elevator. Water is pumped up the stone chute at a controlled flow rate. As the upstream water meets with the incoming produce, stones and mud clods sink down the chute and exit via the stone elevator. Due to its lower density, produce (such as carrots, potatoes and other root crops) floats over the chute space and progresses towards the out-feed.

The Wyma Flume Destoner can be supplied on its own (with integration to existing tank built with a Vege-Polisher™ or Barrel Washer) or with a separate tank. An integrated water tank can be custom designed on request.

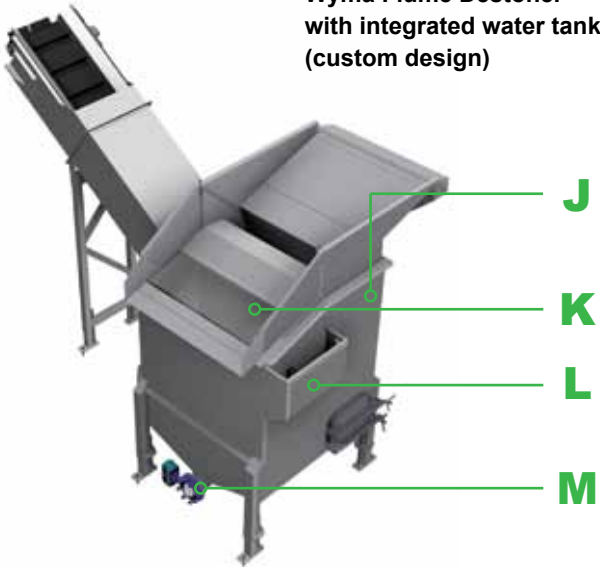


Wyma Flume Destoner for integration with existing tank built with a Vege-Polisher™ or Barrel Washer



- A Produce, stones and water in-feed
- B Flume water inlet
- C Produce and water out-feed
- D Destoner water inlet
- E Access hatch
- F Leg frame with +/- 75 mm (3") adjustable feet
- G Stone elevator
- H Destoner adjustment mechanism
- I Stone chute

Wyma Flume Destoner with integrated water tank (custom design)



- J Integrated water tank
- K Dewatering grill
- L Water level sensor
- M Automatic purge valve

Technical Data:

Model	Approx. Capacity*	Flume Conveyor Width	Overall Height**
RRF0006 RRT0006	15 t/hr (33,000 lb)	650 mm (2'2")	2,500 mm (8'2")
RRF0009 RRT0009	25 t/hr (55,100 lb)	950 mm (3'1")	2,800 mm (9'2")
RRF0012 RRT0012	35 t/hr (77,000 lb)	1,250 mm (4'1")	3,000 mm (9'10")

RRFXXXX Flume Destoner for integration with existing tank
RRTXXXX Flume Destoner with separate water tank

* Depending on soil, produce and operating conditions
** To produce in-feed point

Wyma Fresh Thinking

When you've worked hard to cultivate a successful growing and packing business and you're aiming to deliver a quality product, you want the best post-harvest handling solutions available.

When you buy Wyma, you buy proven technical innovation and quality, backed up by a deep understanding of your processing needs. We hope you will be as proud to be a Wyma owner as we are to manufacture and support the equipment worldwide.

Our fresh thinking is always available to help you keep improving the way you process your vegetables. As we say, "if it's worth growing, it's worth handling with Wyma".

Insist on authentic Wyma spare parts



Consult



Design



Manufacture



Install



Support

Contact Details

New Zealand Head Office

27 Foremans Road
PO Box 16-707
Hornby 8441
Christchurch
New Zealand
T: +64 3 344 6403
F: +64 3 344 6407
www.wymasolutions.com
sales@wymasolutions.com

European Office

Wyma Europe s.r.o.
Netovicka 875
27444
Slany
Czech Republic
T: +420 312 312 733
F: +420 312 312 734
www.wymasolutions.com
eu.sales@wymasolutions.com

Australian Contact

580 Doyles Road
PO Box 1158
Shepparton
Victoria 3630
Australia
T: +61 400 577 921
F: +61 3 5831 1038
www.wymasolutions.com
au.sales@wymasolutions.com

Your Local Wyma Representative:



3475 County Rd. 88, RR # 1
Bradford, ON Canada L3Z 2A4
Tel: 905.775.3839 Fax: 905.775.8769
www.weeningbrothers.com

The information contained in this document is based upon the latest information available at the time of publication. We make no guarantees or representations as to its accuracy. We are continually updating and improving our products and reserve the right to amend, discontinue or alter specifications and prices without prior notice. © Wyma